




Aquileart™

Robert Watson Lever Collection





Robert Watson



The Designer

Robert Watson's career history is a diverse and wildly successful one. In his five-and-a-half years in London, he worked for not one, but two world-renowned architecture firms – Nicholas Grimshaw and Partners and Sir Norman Foster and Partners – something that is considered rare even for British architects. While at these two firms, Robert's highlights included working on The British Pavilion for the 1992 World Expo in Seville, the Valencia Congress Centre and the refurbishment of the German Reichstag in Berlin. In Australia, having worked on some major landmarks such as the MCG, Robert established his own multi-disciplined practice in 1997. Armed with degrees in both Architecture and Industrial Design, Robert continues to excel in his field to this day.

"Design is basically a response. What informs and shapes each response needs to be clearly understood, it needs to be astutely developed and the consequences as a result of the whole process must be carefully considered. From my point of view, the clearer the response, the better the design."

Robert Watson

The Opportunity

Due to a competition established by Lockwood and the RAIA where entrants were asked to develop an innovative new lever design, Robert researched an endless array of levers from manufacturers in Australia and overseas. He found that virtually all of them were based on the same principle. What concerned him the most was the fact that in all cases, the lever and the operating mechanism were inseparable, and therefore, levers could not be interchanged in a convenient and cost-efficient manner. This, for Robert, was an opportunity for innovation. The answer, he realised – was to liberate the lever from the operating mechanism, thus making it an independent element. He worked intensely on the project for several weeks, overcoming many operational and aesthetic challenges to develop a feasible solution.



The Solution

Robert's contribution to the Aquileart™ range of levers. Carrying the hallmarks of functionality and simplicity that Robert attempts to instill in all his work, these levers complement modern residential and commercial decors equally well. The design, which requires no mounting rose, is so subtle and integrated that it looks to be in total harmony with most door surfaces. The operating mechanism is housed within a slender cylinder protruding from the door's surface. Furthermore, through his design Robert has ensured that the mounting of the lever assembly is robust enough to withstand frequent use.

Contents

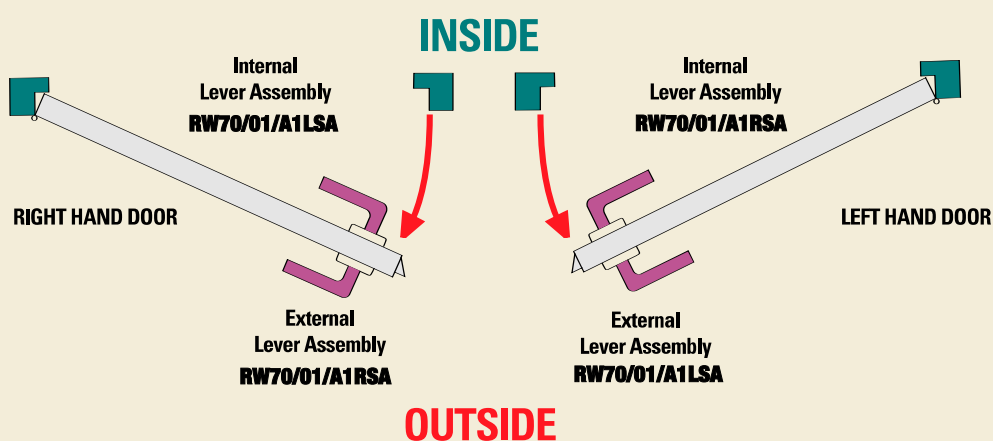
Description	Page
Handing	4
Ordering Procedures	5
Applications	7
Features and Specifications	7
Standard Finishes	7
Australian Standards Conformance	7
Levers	8
Escutcheons	9
Turns and Emergency Release Turns for use with Lockwood Mortice Locks	10
Turns and Emergency Release Turns for use with Lockwood A6208 Tubular Bolt	12
Latch Kits	14
Mortice Lock Adaptors for Turns	14
Installation Fixtures	14
Powdercoat Range	15
Cleaning Instructions	15

Handing

Robert Watson Furniture – Full Set

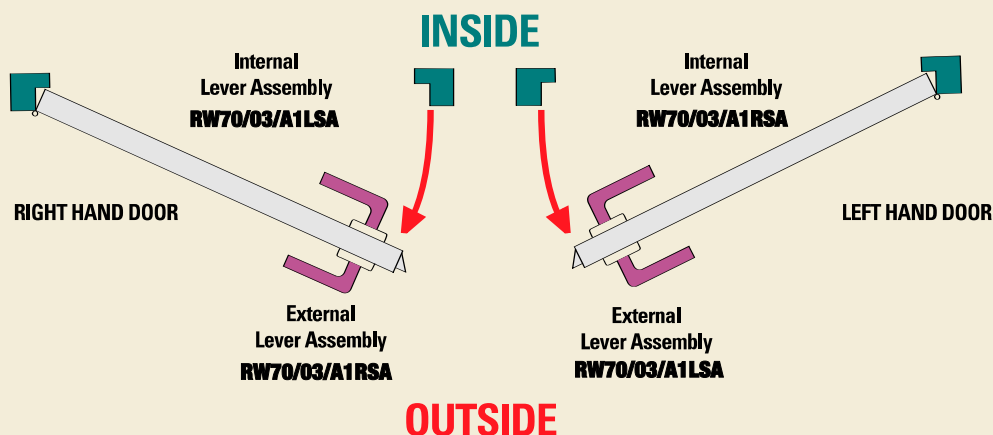
Handing not required.

Robert Watson Furniture – Half Set (Operating)



Note: Handing of furniture is as indicated on diagram irrespective of whether door is opening in or out.

Robert Watson Furniture – Half Set (Fixed)



Note: Handing of furniture is as indicated on diagram irrespective of whether door is opening in or out.

Aquileart™

Ordering Procedures

Lever Sets

Function	
Operating Full Set	00
Operating Half Set	01
Fixed Full Set	02
Fixed Half Set	03

Levers	
Tangent	A1
Centre	A2
Centre D	A3

Handing (If applicable)	
Left Handed	L
Right Handed	R

RW **70** / **01** / **A1** **L** **SA**

Use	
If intended to fit using Lockwood 530 latch	30
If intended to fit using Lockwood 3570 series mortice locks	70
If intended to fit using Lockwood 6580 narrow style mortice lock (metal door only)	80
If intended to fit to a metal door without lock	10
If intended to fit to a timber door without lock	20

Finish	
Satin Anodised	SA
Powdercoat	PC

Escutcheons

Thickness	
Doors 45 mm – 50 mm	50
Doors 39 mm – 44 mm	44
Doors 35 mm – 38 mm	38

RW **06** / **50** **SA**

Finish	
Satin Anodised	SA
Powdercoat	PC

Turn Knobs and Emergency Release Turns

For use with Lockwood 3570 Series and 6580 Mortice Locks.

Finish	
Satin Anodised	SA
Powdercoat	PC

RW **07** **SA**

Function	
Turn Knob	07
Privacy Indicating Turn Knob	08
Turn Knob & Emergency Release Set	09
Turn Knob & Privacy Indicating Emergency Release Set	10
Privacy Indicating Turn Knob & Privacy Indicating Emergency Release Set	11



Aquileart™

Ordering Procedures continued...

Turn Knobs and Emergency Release Turns

For use with Lockwood A6208 Bolt.

Finish	
Satin Anodised	SA
Powdercoat	PC

RW	12	SA
----	----	----

Function	
Turn Knob	12
Turn Knob & Emergency Release Set	13
Turn Knob & Privacy Indicating Emergency Release Set	14

Latch Kits

Latch Kits are supplied with adaptor to enable use with Robert Watson Furniture.

Backset	
60 mm backset	60
70 mm backset	70
127 mm backset	127

RW	531	/	60	SC
----	-----	---	----	----

Latch	
Plainlatch	531

Fitting Templates

RW98 Metal Fitting Template for fitting furniture with Lockwood 6580 Lock.

RW99 Metal Fitting Template for fitting furniture with Lockwood 3570 Series Locks.

Note: Locks and latches must be ordered separately from furniture.
Select powdercoat colour from chart on page 15.
The information contained in this catalogue refers to ordering of furniture and latches only.
For ordering procedures on Mortice Locks refer to Catalogue COM-CAT-012.

Aquileart™

Robert Watson Lever Collection

Description

The Robert Watson Collection of door furniture consists of three lever designs and a range of complementing escutcheons, turns and emergency release sets. The rose-less design of the furniture is unprecedented, and the innovation and lateral thinking involved in the development of the products has led to them being patent protected and design registered.

Application

The Watson range is suitable for commercial as well as residential use.

It can be fitted with:

- Lockwood Synergy 3570 Series Mortice Locks.
- Lockwood 6580 Mortice Locks (38 mm backset, metal doors only).
- Lockwood 530 Latches.

Features & Specifications:

Materials

Furniture body: aluminium.
Mounting stock and other internal components: stainless steel, steel.

Dimensions

Body: 36 mm diameter.
Projection from door: 62.5 mm.

Fixing

Furniture is fixed to 3570 series mortice locks using a specially developed pair of steel adaptor plates that are secured through the lock case using screws. A stainless steel socket screw fixes the furniture to a stainless steel mounting stock that is in turn secured to the adaptor plates with a combination of grub screws and hexagon nuts.

Robert Watson furniture may also be fitted with a Lockwood 530 latch using a steel adaptor which locates over the body of the latch. The mounting stock and furniture are secured to the adaptor in the same way as for the mortice locks.

A special adaptor for fixing of Robert Watson furniture to 6580 narrow style mortice locks in hollow aluminium door sections is also available.

Fixings for fixed sets differ slightly from that for spring sets. Installation instructions are provided with all products.

Door Thickness

Minimum door thickness: 35 mm
Maximum door thickness: 50 mm

Standard Finishes

Satin Anodised SA
Powdercoat PC

The anodised aluminium finishes are categorised as a soft finish and form part of the Lockwood Guarantee (Item 7).



Tangent™ A1



Centre™ A2



Centre D™ A3

Australian Standards Conformance

Fire-rated



The Lockwood Robert Watson furniture range has been successfully tested over a 4 hour period on the fire door assemblies as specified in Australian Standard AS 1905.1:1997, Part 1: Fire-resistant doorsets.

Highest Security



The Lockwood Robert Watson furniture range conforms to level S3 (Physical Security) Australian Lock Standard (AS 4145.2: 1993).

Durability



The Lockwood Robert Watson furniture range conforms to level D3 (Durability) Australian Lock Standard (AS 4145.2: 1993).

Anti-Corrosion



The Lockwood Robert Watson furniture range has been successfully tested to 96 hours in accordance with AS 2331-3.1: 1980 Neutral Salt Spray Test (NSS Test).

Robert Watson Lever Collection

Tangent A1

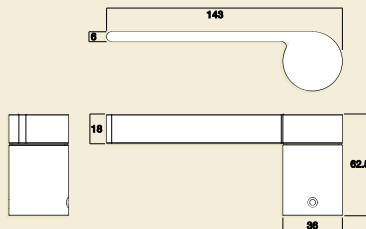
Architects and designers have described the Tangent as the epitome of purist design. Its revolutionary mechanism and refreshing, yet timeless look are outstanding. It is no surprise that many designers have associated this original Watson creation with the words 'stunning' and 'funky'.

Dimensions:

Length: 143 mm

Projection: 62.5 mm

Finger Clearance: 44.5 mm



Design Registered Australia/New Zealand.

Centre A2

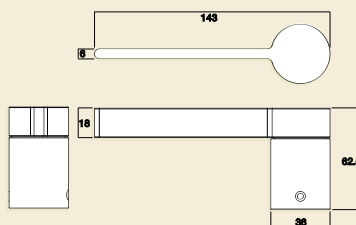
The Centre follows the same minimalist approach as the original lever. Its straight, clean lines and simple form leave a lasting impression in any surrounding.

Dimensions:

Length: 143 mm

Projection: 62.5 mm

Finger Clearance: 44.5 mm



Design Registered Australia/New Zealand.

Centre D A3


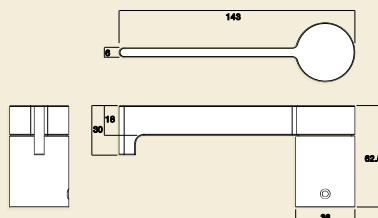
Created specifically to meet the Commonwealth Disability Discrimination Act (DDA), the Centre D satisfies regulated functional requirements for public buildings whilst maintaining the design integrity and uniqueness evident in the Tangent and Centre.

Dimensions:

Length: 143 mm

Projection: 62.5 mm

Finger Clearance: 44.5 mm



Design Registered Australia/New Zealand.

Aquileart™

Accessories

Escutcheons

Description:

These escutcheons are designed to be fitted with Lockwood oval cylinders and the Robert Watson range of turns and emergency turns. Fitted using a grub screw, they ensure that the accessories they are fitted with are aesthetically pleasing.

Escutcheons RW06/##

Use with Lockwood Mortice Locks and A6208 Bolts.

The escutcheons are available in different sizes for suitability to different door thicknesses.

Dimensions:

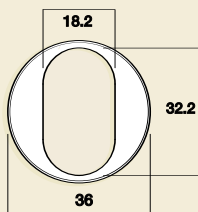
A = 11, 14, 17 mm.

Part Numbers:

RW06/50 – Door 45 – 50 mm thick.

RW06/44 – Door 39 – 44 mm thick.

RW06/38 – Door 35 – 38 mm thick.



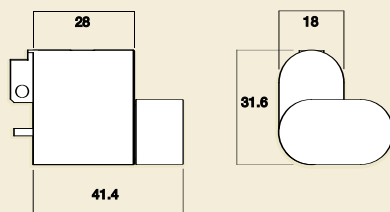
Note: Escutcheons must be ordered separately for use with oval cylinders, turns and emergency release turns.



Accessories – use with Mortice Locks

Turn Knob RW07

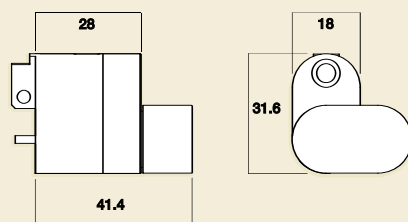
Use with Lockwood 3570 Series and 6580 Mortice Locks.



Note: Escutcheon must be ordered separately.

Privacy Indicator Turn Knob RW08

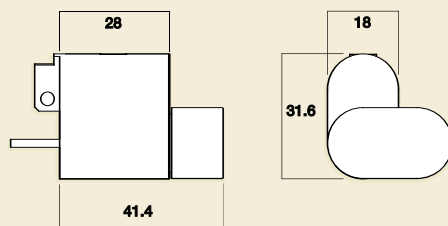
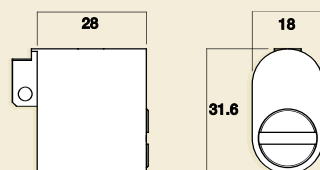
Use with Lockwood 3570 Series and 6580 Mortice Locks.



Note: Escutcheon must be ordered separately.

Turn Knob & Emergency Release Set RW09

Use with Lockwood 3570 Series and 6580 Mortice Locks.

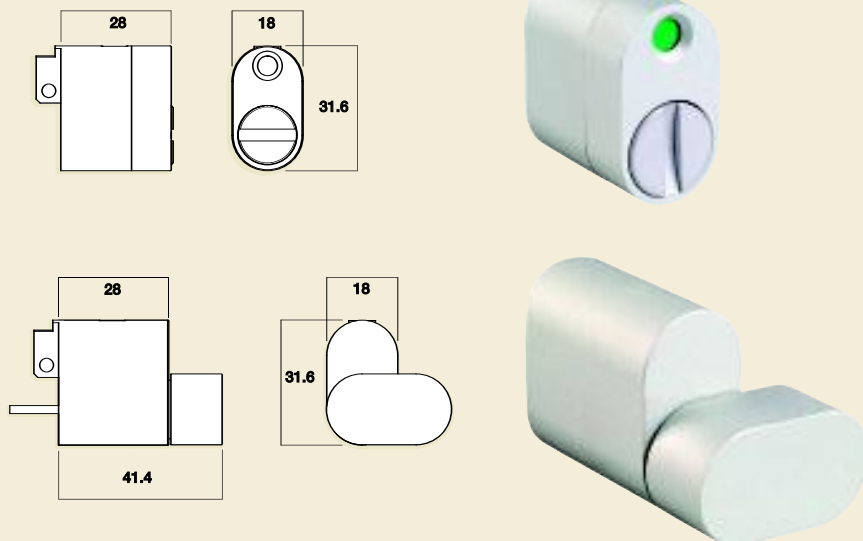


Note: Escutcheon must be ordered separately.

Accessories – use with Mortice Locks

Turn Knob & Privacy Indicator Emergency Release Set RW10

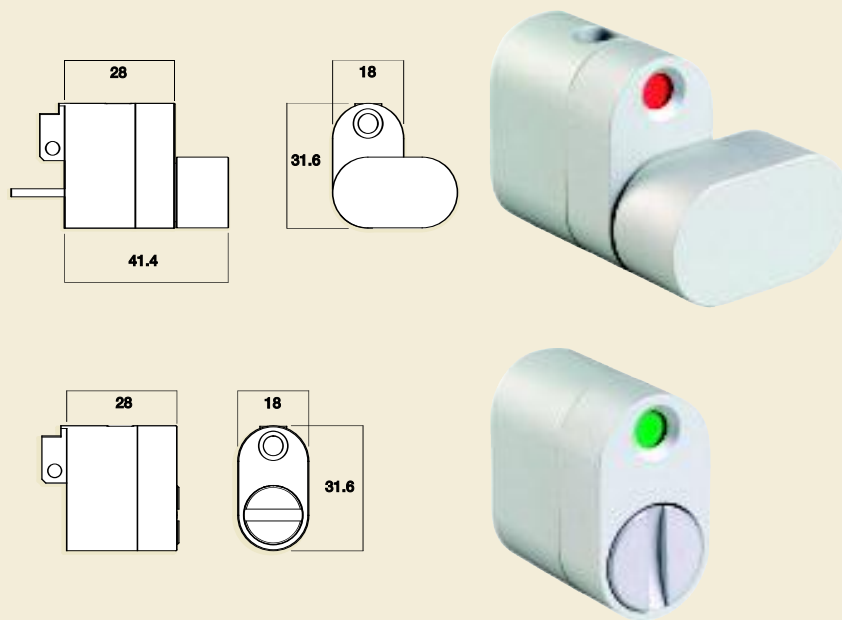
Use with Lockwood 3570 Series and 6580 Mortice Locks.



Note: Escutcheon must be ordered separately.

Privacy Indicator Turn Knob & Privacy Indicator Emergency Release Set RW11

Use with Lockwood 3570 Series and 6580 Mortice Locks.

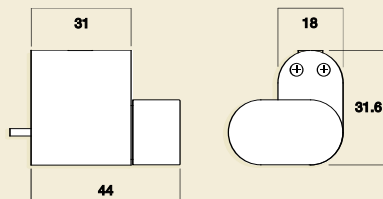


Note: Escutcheon must be ordered separately.

Accessories – use with Tubular Bolt

Turn Knob RW12

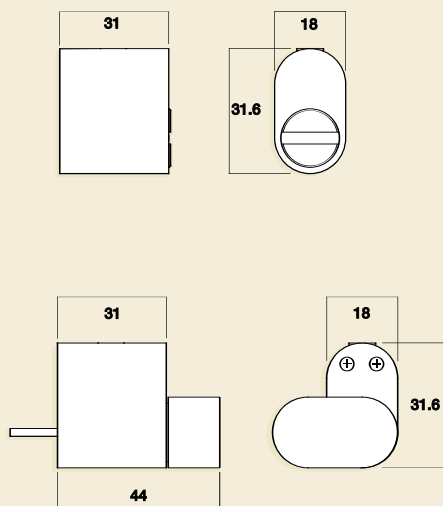
Use with Lockwood A6208 Tubular Bolt.



Note: Escutcheon must be ordered separately.

Turn Knob & Emergency Release Set RW13

Use with Lockwood A6208 Tubular Bolt.

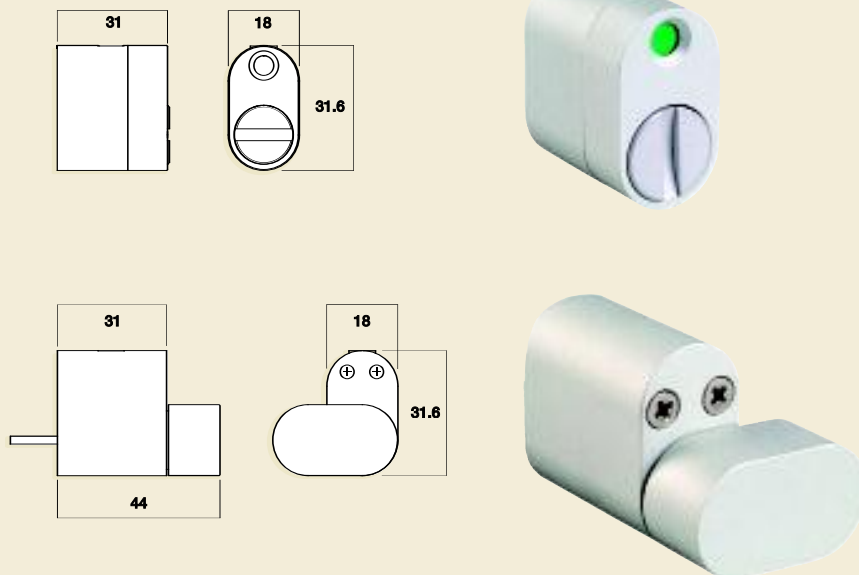


Note: Escutcheon must be ordered separately.

Accessories – use with Tubular Bolt

Turn Knob & Privacy Indicator Emergency Release Set RW14

Use with the Lockwood A6208 Tubular Bolt.



Note: Escutcheon must be ordered separately.

Accessories

Latch Kits

Description:

Latch kits are supplied with adaptors required to fit Robert Watson Levers.

Plainlatches

Part Numbers:

RW531/60SC – 60 mm backset.

RW531/70SC – 70 mm backset.

RW531/127SC – 127 mm backset.



Mortice Lock Adaptors

Special adaptors are required when using Robert Watson Turns. These can be ordered as spare parts. Refer to list below.

Function	Adaptor	Function	Adaptor
3570XTR	SP3570-6050	3572WTR	SP3572-6050
3570XTL	SP3570-6050	3572WTL	SP3572-6150
3570-TR	SP3570-6050	3572XAR	SP3572-6550
3570-TL	SP3570-6050	3572XAL	SP3572-6650
3571WTR	SP3571-6050	3572WTR	SP3571-6050
3571WTL	SP3571-6050	3572WTL	SP3571-6050
3571-TR	SP3571-6050	3573-TR	SP3571-6050
3571-TL	SP3571-6050	3573-TL	SP3571-6050
3572XTR	SP3572-6250	3574WTR	SP3572-6250
3572XTL	SP3572-6250	3574WTL	SP3572-6250
3572-TR	SP3572-6250	3574ZTR	SP3570-6050
3572-TL	SP3572-6250	3574ZTL	SP3570-6050

Installation Fixtures

This stainless steel fixture makes installation easy. It is ideal when fitting furniture for large projects.

Metal Templates RW98 and RW99

Part Numbers:

RW98 – Template for fitting furniture with Lockwood 6580 lock. (metal doors only)

RW99 – Template for fitting furniture with Lockwood 3570 Series Mortice Locks.



Note: Paper templates are supplied with all furniture.

Accessories

Dulux Powdercoat Range

				
50279 Dulux Wedgewood Satin	33344 Dulux Horizon Blue Gloss	36603 Dulux Azure Grey Satin	32786 Dulux APO Grey Satin	81880 Dulux Special White Gloss
				
36858 Dulux Oyster Matt	33704 Dulux Tropics Gloss	33662 Dulux Pottery Satin	32774* Dulux Claret Satin	32999* Dulux Charcoal Gloss
				
33149 Dulux Red Earth Gloss	51032 Dulux Old Mauve Satin	32694* Dulux Black Gloss	19319* Dulux Black Matt	19930* Dulux Anodic Bronze Satin
				
81794* Dulux Deep Cherry Red Gloss	50068* Dulux Deep Brunswick Green Gloss	52052* Dulux Black Onyx Gloss	18796* Dulux Charcoal Metallic Gloss	51275 Dulux Anotec Dark Grey Matt
	<p>The colours represented on this chart are as close to the actual colours as modern printing processes allow.</p> <p>* Technical advice should be sought, before using colours marked with an asterisk, where severe ultraviolet exposure conditions exist.</p>			
32538 Dulux Stone Beige Matt				

Note: Consideration should be given to match Cylinder Finish.

Specification Service

For all Architectural hardware specification assistance refer to your local ASSA ABLOY Sales Office.

A fully comprehensive, obligation free, Architectural Door Hardware specification can be prepared by Architectural Hardware Representatives.

Cleaning

Care should be taken during construction/refurbishment to ensure that paint, thinners, mortar or cement splashes are carefully removed from locks, furniture and hardware. Removal of these splashes with strong cleaning agents or scourers should be avoided.

Dirt and grime should be regularly removed with a soft damp cloth. A solution of mild soap and water may be required. During cleaning, care should be taken to prevent cleaning solution from entering the cylinder keyway. Surfaces should be dried and possibly lubricated.

Lubrication

During assembly of the furniture, the areas of contact of the internal mechanism which require lubrication are given an application of high quality grease. Where an installation is exposed to temperature extremes, a dusty or dirty environment, or such that the original

lubricant becomes contaminated resulting in unsatisfactory operation, then the mechanism should be cleaned with a non-corrosive solvent and re-lubricated.

Quality Endorsed Company



The Standards Association of Australia operates a program which assesses the quality procedures and capabilities of an organisation in terms of the requirements of specific Australian and International

Standards for Supplier's Quality Systems.

Following assessment by the Standards Association of Australia, ASSA ABLOY Australia Pty Limited 50 Edward Street, Oakleigh VIC 3166 have been granted a certificate of registration as an approved supplier in the associations supplier Assessment Scheme to AS 3902/ISO 9001 - Quality Systems for Production and Installation.

Disclaimer

Whilst every effort has been made to ensure that the information contained in this catalogue is accurate at the time of publication, Lockwood recommends that you consult Lockwood or its agents prior to placing an order to ascertain current information on specific products, as Lockwood reserves the right to make

changes without notice. Lockwood will not be liable for any injury, loss or damage whatsoever, arising from any errors or omissions in the information contained in the catalogue or arising from the use or application of the information contained herein. This catalogue does not constitute an offer for the sale of any particular product.



LOCK UP WITH LOCKWOOD®

Visit us at: www.assaabloypacific.com

ASSA ABLOY Sales Offices & Authorised Agents in Asia Pacific

Victoria – Head Office

50 Edward Street
Oakleigh VIC 3166
Telephone (03) 8574 3888
Facsimile (03) 8574 3788

Queensland South

450 Sherwood Road
Sherwood QLD 4075
Telephone (07) 3373 5200
Facsimile (07) 3373 5256

Queensland North

Ralph Buck Agencies
15 Mackley Street
Garbutt QLD 4814
Telephone (07) 4779 0177
Facsimile (07) 4775 1480

New South Wales – Commercial

Unit 1/16 Atkinson Road
Taren Point NSW 2229
Telephone (02) 8543 3700
Facsimile (02) 9531 7944

New South Wales – Residential

Unit 5/30 Foundry Road
Seven Hills NSW 2147
Telephone (02) 9620 9111
Facsimile (02) 9620 9055

Abloy Security

5/372 Eastern Valley Way
Chatswood NSW 2067
Telephone (02) 9882 6066

South Australia

182 Magill Road
Norwood SA 5067
Telephone (08) 8364 1930
Facsimile (08) 8364 1931

Western Australia

45 Gladstone Street
East Perth WA 6004
Telephone (08) 9227 9588
Facsimile (08) 9227 8913

Tasmania

23 Antill Street
South Hobart TAS 7000
Telephone (03) 6223 5404
Facsimile (03) 6224 0435

Christchurch

Unit 5, 8 Venture Place
Christchurch New Zealand
Telephone (03) 379 4810
Facsimile (03) 379 4819

Manufacturing Plants



Victoria

50 Edward Street
Oakleigh VIC 3166
Telephone (03) 8574 3888
Facsimile (03) 8574 3788



Queensland

450 Sherwood Road
Sherwood QLD 4075
Telephone (07) 3373 5200
Facsimile (07) 3373 5256

New Zealand



6 Armstrong Road
North Harbour Industrial Estate
Albany, Auckland New Zealand
Telephone +64 (0)9 6224 804
Facsimile +64 (0)9 6224 802

Auckland

9B Mahunga Drive
Mangere Bridge
Auckland New Zealand
Telephone +64 (0)9 634 5590
Facsimile +64 (0)9 634 5589

Wellington

47 Kenepuru Drive
Porirua
Wellington New Zealand
Telephone +64 (0)4 237 0808
Facsimile +64 (0)4 237 0060

Export Department

50 Edward Street
Oakleigh VIC 3166 Australia
Telephone +61 (0)3 8574 3888
Facsimile +61 (0)3 8574 3789

Asian Offices

ASSA ABLOY – Malaysia

ASSA ABLOY – Singapore

ASSA ABLOY – Thailand

ASSA ABLOY – Hong Kong

ASSA ABLOY – Shanghai

ASSA ABLOY – Beijing

ASSA ABLOY – Korea

Contact the Export Department,
Australia for details.

Worldwide Distributors

Contact the Export Department,
Australia for details.

ASSA ABLOY Lockwood Guarantee

ASSA ABLOY Australia Pty Limited ("ASSA ABLOY") guarantees its Lockwood products against defects in workmanship and materials. If within the normal working life of a product it is found to be defective, ASSA ABLOY will supply the same or equivalent product free of charge.

All electrical and electronic components used in ASSA ABLOY's range of products excluding batteries are guaranteed for a period of 12 months from the date of proof of purchase, unless stated otherwise.

ASSA ABLOY assumes no liability under the guarantee for the following:

1. Improper installation or failure to follow fitting instructions.
2. Failure due to improper maintenance.
3. Failure due to fair wear and tear.
4. Indirect or consequential loss or damage.
5. Cost of removal and/or replacement.

6. Cost of freight and/or travelling time.
 7. The plated finishes Florentine Bronze, Architectural Bronze, Polished Brass, Gold and Satin Brass, "which" are classified as soft finishes. As deterioration is possible under some environmental conditions, these finishes are excluded from this guarantee.
 8. Any modification or repairs to a product, as supplied, unless authorised by ASSA ABLOY Australia Pty Limited.
 9. Use of replacement parts other than authorised parts.
 10. Malfunction or failure of the product due to the use of non-genuine Lockwood parts.
 11. Malfunction or failure of the product due to the use of non-specified batteries.
- Nothing in the ASSA ABLOY Australia Pty Limited guarantee excludes, restricts or modifies any condition, warranty, right or liability implied or protected by law where to do so would render the Guarantee, or any part of it, void.

ASSA ABLOY Australia Pty Limited ABN 90 088 451 907 ©2005

An ASSA ABLOY Group brand

ASSA ABLOY

